

SUPERIOR OFFICE-BASED
FOLDER/INSERTER SYSTEMS



FOLDER/INSERTER SYSTEMS

M6000A

Maximize
Flexibility and
Productivity

HASLER
America's better choice.®

GAIN TOTAL CONTROL OF YOUR MAILING PROJECTS WITH THE M6000A


Are you tired of relinquishing control and running up costs associated with outsourcing your larger mailing projects? Now you can manage all mailing projects – even the most complex tasks – in house. Hasler's M6000A Folder/Inserter makes it incredibly easy for virtually anyone to execute mailing projects quickly, efficiently, and accurately, while saving you money.

Collate, fold, insert and seal up to eight inserts in one pass

This robust, versatile, automatic folder/inserter system boosts productivity by enabling busy offices and mail centers to process peak mailings at a rate of 3,500 filled envelopes per hour. The M6000A folds, inserts, and seals documents up to eight pages, stapled or loose, so you can automate all your mailings, including letters, checks, cards, invoices, statements, marketing materials – even pre-folded flyers!

PowerFold technology for creative applications


The M6000A can collate up to eight pages of varying sizes in any order and tri-fold the entire set to fit neatly into an envelope for a clean, coordinated presentation. Folds include standard letter, single, Z, double parallel and bottom left.



- **Easy to use** - all automatic job setup is quick and easy
- **Compact and Quiet** - clam shell design allows for easy access and fits unobtrusively in any office environment
- **Versatile** - handles various sizes, both coated and glossy paper stocks, as well as daily mail applications
- **High productivity** - processes 3,500 filled envelopes per hour – among the highest in its class!
- **Programmable** - program up to twenty different jobs
- **Large capacity** - six feed trays each holding up to 325 pieces – nearly twice the competition!
- **Block loading** - no user setup required
- **Individual tracking** - jobs are tracked piece by piece
- **Application security** - OMR capability ensures sensitive jobs like payroll and statements are processed error free

Modular design offers maximum flexibility

This flexible desktop folder inserter can be configured with two, four or six feed stations and customized to meet your specific needs. All six multi-functional FlexFeed® feeder stations can handle short inserts from 3-1/2" x 5 1/2" to full sheets up to 14" in length. And, different feeder combinations can be used for ultimate flexibility. Special feeders can also be set up to accommodate a variety of items like glossy and thin stock. Plus an optional high capacity feeder can be added to hold up to 325 Business Reply Envelopes (BRE), Business Reply Cards (BRC) or 1,200 full sheets for high volume applications.



Continuous processing for larger runs

The M6000A allows cascade production feeding so the next feeder tray starts when the prior one runs out. This feature enables the machine to process up to 1,950 pieces unattended. If you choose the high capacity feeder option, the maximum total soars to 2,825! And empty feeders can be reloaded on the fly without interrupting the job for virtually limitless runs.


Incredibly easy to operate – just "Fill and Start"

For occasional applications or non-trained users, the "Fill and Start" feature allows you to simply load your documents and envelopes and initiate the job. The M6000A will automatically calculate the size of the documents and set the correct fold. You can even save the application as one of twenty permanent



jobs stored in the M6000A's advanced memory for later recall at the touch of a button. Operation for the whole system is monitored from a single screen and all settings are done from the control panel. Easy-to-read LCD display prompts

your operator and helps reduce errors.



Double Document Detection (DDD) system guarantees mail integrity

All M6000A document feeders are equipped with an automatic Double Document Detection (DDD) system that ensures the correct number of

inserts is fed from each feeder. State-of-the-art electromechanical sensors measure actual material thickness rather than paper density using light. This technology provides superior accuracy regardless of paper dust, the color, or thickness of paper.

The Feeder DDD feature detects double feeds and incorrect thickness at each feed station while the Insert DDD feature checks for correct thickness of the whole set right before insertion. So every piece that is processed has been checked twice!

Optical Mark Recognition (OMR) and IntelliRead™ software options ensure correct collation

Hasler's optional Optical Mark Recognition software allows the folder/inserter to process sensitive jobs with varying numbers of pages easily and accurately.



Hasler's unique IntelliRead™ software option enables the printer to generate the OMR marks necessary to perform these mailings.

The combination of these state-of-the-art features prevents you from sending personalized documents to the wrong addressee. The user can designate any feeder as the OMR station, maximizing job flexibility.

Divert selected documents on the fly

Hasler's exclusive Automatic Divert Station redirects faulty or selected documents into a separate exit tray and continues to process the job without stoppage. This feature can also be used in conjunction with OMR to divert items by zip code, name, invoice amount and other criteria to eliminate unwanted or unnecessary mailings without interrupting the rest of the run, saving time and postage.



HIGH CAPACITY OUTPUT CONVEYOR TO HANDLE YOUR FINISHED ENVELOPES.

EXTEND YOUR PROFITS WITH THE HASLER M6000A!

Machine specifications

Electrical: 120V, 60 Hz Length: 58" (base)
Width: 18" Weight: 257 lbs. (4 stations)
Height: 28 1/2" (4 stations)

Options

High Capacity Feeder	Output Conveyor
OMR software	Extended Output Conveyor
IntelliRead™ OMR mark generation software	Side Exit
	Customized adjustable height stand with storage space

Paper specifications

Sheet sizes

Height: 3 1/2" - 14"
Width: 5 1/2" - 9"
Weight: 16 lbs. - 60 lbs.

Envelopes

Length: 4" - 6 3/8"
Width: 6" - 9 1/2"
Carrier envelope capacity:
250 No. 10

Speed

Up to 3,500 filled envelopes per hour

Improve folding and inserting efficiency eight-fold with the easy-to-use M6000A Desktop Folder/Inserter.

M6000A FOLDER/INSERTER

Fully integrated mailing system

The M6000A is easily interfaced with Hasler's digital mailing machines to create a complete mailing system, including in-line feed for postage metering.



SHOWN IS THE M6000A WITH HASLER'S WJ220 TO CREATE A FULLY-INTEGRATED MAILING SYSTEM.

Single solution for all your mailing projects

Handle all your mailing projects in house with the M6000A Folder/Inserter. Eliminate the need for outsourcing altogether. And enhance your office productivity in the process. Put the M6000A to work for you.

For a demonstration or more information, please contact your local Hasler dealer, or call **800/995-2035**.
Email: info@haslerinc.com

HASLER PRODUCTS AND SERVICES

- Mailing Systems
- Postal Scales
- Folders and Inserters
- Address Printers
- Tabbers
- Mail Center Management
- Postal Accounting
- Mail Sorting and Tracking
- Service and Supplies
- Leasing Services

HASLER

Hasler,® Inc.
Mailing Systems and Solutions
www.haslerinc.com

America's better choice.®



An ISO 9001
Quality System
Certified
Company

Hasler's network of independent dealers provides sales, service, and support throughout North America.

Hasler,® Inc., and America's better choice® are registered trademarks and IntelliRead™ and EasyRead™ are trademarks of Hasler, Inc. All other company and product names may be trademarks and are the property of their respective owners. ©2003 Hasler, Inc. All Rights Reserved.